




4. Forgeland

4.1 Story Line




A good starting point is rift 8. After two walls climb up the statue and as usual look around. Fly down to the aim below. Here you find an Automaton, which is naturally Hephaistos. You get a chest and have to find the hands of Hephaistos. Look at the map. First is at the chest 4. You can get the chest and then reach the next hand. Return to Hephaistos and repair his hands. He makes a prediction. Ride in direction of the vents left of the forge. First (left) on is protected by some monsters. Done. Release the switch in the middle and use the vent to rise. The second vent is more protected. Two switches and the big block is behind a barrier. You only have to pull a block from back to the switch (you **have** the power?). Otherwise you have to clear the barrier. Up is a ambrosia. Now fly to the wather wheels in the east. On the northern wheel is one blocked wheel, southern one has two down on the east. Use the vents to fly to the forge. You have to light four oven. Therefore throw a lighted coal ball in the oven. Right up the coal is down stairs in a hole. Jump down and get it. Light it on a fire pit. Now down the stairs to the next oven. Easy. Cross the place (with some bad guys). And then back up on the left side. All light, now you can go to the center. Left and right are the switches to open the ovens. On the right side you have to light the center and right the outer two. Outside waits Hephaistos. He repairs the anvil. A fight against **Clanking Automaton Lieutenant** follows (**Smoldering Wings of Zeus**) and if you use the forge in the background you have to fight against **Legendary Brute of Tartaros (Phosphor of Love Ablace)**. Fly up to the top of the forge and imbue the hammer in the flames. Now you can open the way to **Vault of Hephaistos**. After the vault you find Hephaistos in the Hall of the Gods. After you recovered the god you have six aims on the map. Three aims are from the Forgelands, the rest are quest lines. Travel to the skeleton of the snake to reach **Lieutenant Steropes (Sharp-Fire Wings)**. Here you also find the third part of Nike. Right down is a chest. Use the cube to block the lasers and put it on the switch and then a clone to open the chest (**Skin of Fervid Pride**).





Travel to the water wheels and fly south. Here you reach the next part of the quest of Phosphor. And find **Godly Griffin** **Lieutenant (Wings of Zeus)**. But before you can kill it, it disappears, but you get the next hint. If you go back to the forge and use it and get the visual **Ruthless Hide of War**. On the south east end of the land you find **Lieutenant Brontes** and get the **Raveshing Wings**. In the south east end is a chest and the mount **Krystalline**. Clean the aims and open the chest with the **Olympian Key**. Next aim is to find hope. It's in the south of the forge, behind a door. Klimb up the second from right and find a reacting door. Behind is after a fight the hope. Bring it back to Hephaistos in the Hall of the Gods, get the **Helm of the Ethereal Automaton**.



4.2 Forgelands Rifts



1. **The Defiance of Perses** Put a clone on the switches before your take the chests! **Horns of Moonlight Revels**
2. **Path of the Olympians, Feathered Helm of the Vulture**
3. **The Task of Herakles, Forgemaster's Headpiece**
4. **The Torment of Ikarus** The chest is hard. More than one attempt! **Helm of Forge Fires**
5. **Atalanta's Nightmare** Hide and seek, when you shoot. Visual **Lion's Stare Breastplate**.
6. **Arena of Legends**
7. **Achilles's Fighting Pit** Hole in one with the hammer Visual **Horns of the Dusklight Revels**
8. **Shrine of Aither** Visual **Heart of the Soldier Breastplate**
9. **Arena of Bravery**
10. **Sisyphos's Cage, Lion's Stare Helm**
11. **Automaton Sanctuary, Visual Shroud of the Hunted Snake**

4.3 Forgelands Chests

1. Three blocks and the position is under water.

Forgemaster's Armor

2. **Bristled Harvest Pelt**

3. Put a clone on the switch outside, block one laser with the cube and put two stones (right) on the switch. **Skin of Fervid Pride**

4. Block the lasers with the cube left. **Plate of Forge Fires**

5. The switch is north east. Then fly back.

6. Visual **Brightblaze** for axe.

7. Both chests are under water, the right one under a piece of bridge

8. Visual **Bristled Harvest Helm**

9. Bow **Deliberation**

10. Visual **Mane of Fervid Pride**

11. A really difficult chest with only a visual. See the movie! Visual **Wrap of Triumphant Victory**

12. Visual **Bramble**

13. Axe **Spiritless**

14. Sword **Crystal Shadow**

15. You have only one big block behind the red mass for all switches. Start right, left switch is behind the house, coal switch is on the top. Visual **Helm of Golden Gears**

16. Three switches on the opposite building: left top right. Visual **Feathered Breastsplate of Vulture**

17. Sword **Cyclone**

18. Under ground. Enter from east. Block the gate with a cube. **Plate of Golden Gears**

19. Four fire pits. Take the fire from left for left and upper right and crosswise. Visual **Goat's Breath Breastplate**

20. The cubs are high above. Visual **Goat's Breath Helm**

21. Sword visual **Envy**

22. Axe visual **Heartless**

23. Visual **New Olympian's Robe of Judgement**



4.4 Forgelands Navigation, Constellation and Lyre

1. That's a video worth. 12 Coins.
2. Go along the axes and clear the path first!



4.5 Forgelands Monsters and Mounts

- 1 Krystalline
 - 2 Khroma
 - 3 Quicksilver
 - 4 Antykythera
 - 5 Xenippos
-
- 1 Lieutenant Bronus, **Ravishing Wings**
 - 2 Lieutenant Steropes, **Sharp-Fire Wings**,
Both defeated: **Plate of the Ethereal Automat**
 - 3 Talos, the Rebuild, Legendary Automaton,
Burnished Phosphor
 - 4 Ophinokos of Legend **Carnivorous Phosphor**
 - 5 Polyphemos, Mystical Cyclops, Visual **Mystic Guardian's Axe**
 - 6 Pyrakmon, Legendary Cyclops, **Phosphor of Heat's Core**

4.6 Forgelands Hidden Quests

In the upper north you find at the constellation challenge a big seat. Climb it up and the seat turns. That fulfils the quest.



4.7 Collected Items



From Hermes:
Visual
Focuser Sword
Stringplayer Sword
Master of
Myth Sword
Legendary
Sureshot Bow
Sword
Hardbreaker
10 Coins

Total Collected

278 83 56